



### ■ Features:

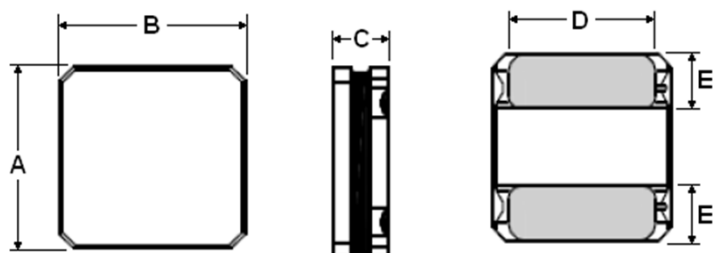
- Low profile construction and miniature size
- Magnetic shielded construction
- High current saturation
- For new generation portable product D/D converter unit

### ■ Applications:

- DVC · DSC · PDA · LCD display · Cellular phones, HDD, ETC

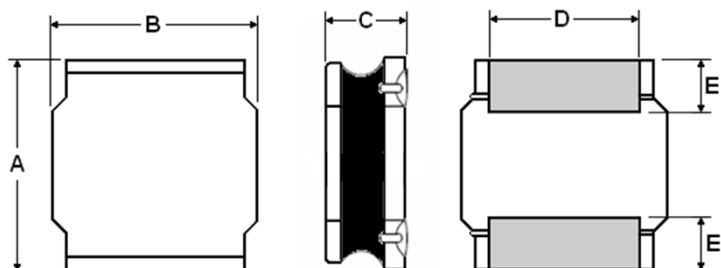
### ■ Parts code:

ME 3015	—	3R3	—	M
Type		Inductance code		Tolerance



Dimensions in mm

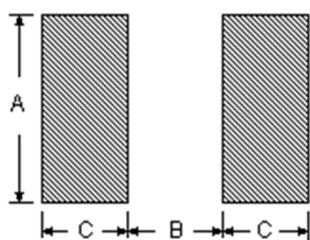
TYPE	A	B	C	D	E
ME 2510	2.5±0.1	2.0±0.1	1.0 max	1.5±0.2	0.8±0.2
ME 2512	2.5±0.1	2.0±0.1	1.2 max	1.5±0.2	0.8±0.2
ME 3010	3.0±0.2	3.0±0.2	1.0 max	2.5±0.2	0.75±0.2
ME 3012	3.0±0.2	3.0±0.2	1.2 max	2.5±0.2	0.75±0.2
ME 3015	3.0±0.2	3.0±0.2	1.5 max	2.5±0.2	0.75±0.2



Dimensions in mm

TYPE	A	B	C	D	E
ME 4010	4.0±0.2	4.0±0.2	1.0 max	3.3±0.2	0.95±0.2
ME 4012	4.0±0.2	4.0±0.2	1.2 max	3.3±0.2	0.95±0.2
ME 4018	4.0±0.2	4.0±0.2	1.8 max	3.3±0.2	0.95±0.2
ME 4020	4.0±0.2	4.0±0.2	2.0 max	3.3±0.2	0.95±0.2
ME 4030	4.0±0.2	4.0±0.2	3.0 max	3.3±0.2	0.95±0.2
ME 5012	5.0±0.2	5.0±0.2	1.2 max	4.0±0.2	1.25±0.2
ME 5020	5.0±0.2	5.0±0.2	2.0 max	4.0±0.2	1.25±0.2
ME 5040	5.0±0.2	5.0±0.2	4.0 max	4.0±0.2	1.25±0.2
ME 6020	6.0±0.3	6.0±0.3	2.0 max	4.9±0.3	1.55±0.3
ME 6028	6.0±0.3	6.0±0.3	2.8 max	4.9±0.3	1.55±0.3
ME 6045	6.0±0.3	6.0±0.3	4.5 max	4.9±0.3	1.55±0.3
ME 8040	8.0±0.3	8.0±0.3	4.2 max	6.3±0.3	2.0±0.3

### ■ Recommended Land Pattern:



### ■ Package: Q'TY / Reel

ME-2510/12--2K/pcs

ME-3010/12/15--2K/pcs

ME-4010--5K/pcs

ME-4012--4.5K/pcs

ME-4018/20--3K/pcs

ME-4030--2K/pcs

ME-5020--2.5K/pcs

ME-5040--1.5K/pcs

ME-6020--2.5K/pcs

ME-6028--2K/pcs

ME-6045--1.5K/pcs

ME-8040--1K/pcs

Type	A	B	C
ME 25-Series	2.0 Typ	0.8 Typ	0.85 Typ
ME 30-Series	2.7 Typ	1.5 Typ	0.8 Typ
ME 40-Series	3.7 Typ	1.9 Typ	1.1 Typ
ME 50-Series	4.2 Typ	2.3 Typ	1.4 Typ
ME 60-Series	5.7 Typ	2.8 Typ	1.7 Typ
ME 80-Series	7.5 Typ	3.8 Typ	2.2 Typ

■ Specifications

Inductance		ME 2510					ME 2512				
		DCR ( $\Omega$ )		Isat (A)		Irms (A)	DCR ( $\Omega$ )		Isat (A)		Irms (A)
Code	uH	Typ.	Max	Typ.		Typ.	Typ.	Max	Typ.		Typ.
R47	0.47	0.047	0.056	3.35	2.50	2.35	0.047	0.056	4.27	3.82	2.15
R68	0.68	0.062	0.074	2.75	2.20	2.00	0.057	0.068	3.68	3.28	1.95
1R0	1.0	0.09	0.108	2.20	1.85	1.65	0.069	0.083	2.90	2.59	1.93
1R2	1.2						0.099	0.119	2.67	2.38	1.46
1R5	1.5	0.152	0.182	2.10	1.80	1.30	0.113	0.136	2.51	2.24	1.40
2R2	2.2	0.174	0.209	1.60	1.20	1.20	0.166	0.199	2.07	1.85	1.15
2R7	2.7						0.184	0.221	1.92	1.72	1.09
3R3	3.3	0.273	0.328	1.30	1.05	0.90	0.203	0.244	1.80	1.61	1.04
4R3	4.3						0.268	0.322	1.64	1.46	0.90
4R7	4.7	0.469	0.563	1.15	0.95	0.70	0.290	0.348	1.53	1.37	0.87
5R1	5.1						0.385	0.462	1.37	1.23	0.75
5R6	5.6			0.95	0.80	0.73	0.414	0.497	1.25	1.11	0.73
6R2	6.2						0.417	0.500	1.16	1.03	0.73
6R8	6.8	0.747	0.896	0.92	0.78	0.59	0.447	0.536	1.09	0.98	0.69
7R5	7.5						0.470	0.564	1.09	0.97	0.68
8R2	8.2						0.506	0.607	1.10	0.98	0.65
9R1	9.1						0.531	0.637	1.02	0.91	0.62
100	10						0.531	0.637	0.88	0.79	0.62
120	12						0.827	0.992	0.88	0.78	0.51
150	15						1.224	1.469	0.77	0.68	0.42
220	22						1.520	1.824	0.59	0.53	0.38

■ Notes: Tolerance: M ( $\pm 20\%$ ), N ( $\pm 30\%$ )

■ Test Frequency: 100K/1V

Isat: Based on Inductance decrease 30%

Irms: Based on Temperature increase 40°C

Operating temperature range: -40°C ~ +105°C (Including Self-heating)

Storage Temp: -40°C ~ +85°C